




Application Method

Metal Gutterseal System

- 1 Thoroughly clean gutter and allow to dry completely
- 2 Treat rusted surfaces and metal fixings with one coat of Liquasil Corrosion Treatment
- 3 Apply Liquasil Non-Sag Sealer to all joints, fixings, small holes and cracks
- 4 Brush apply Liquasil One to entire gutter to provide seamless gutter liner



TECHNICAL DATA SHEET

Liquasil One

Reference	Liquasil One
Purpose/Uses	<i>Roof Coating, Gutter and Bund Liner</i>
Colour	<i>Standard grey plus RAL Colour Range</i>
Application	<i>Apply by Brush - Roller</i>
Volume Solids	<i>100%</i>
Recommended Film Thickness	<i>1mm</i>
Coverage Rate	<i>Approx. 1sq metre per litre</i>
Drying Time	<i>Rain free – 2 to 3 hours. Thoroughly dry - 16 hours</i>
Thinners/Brush wash	<i>Xylene</i>
Weight Per Litre	<i>.98 at 20 deg C</i>
Flash Point	<i>Above 32 deg C</i>
V.O.C	<i>VOC Free</i>
Finish	<i>Semi-gloss, brush marks will remain visible in most cases</i>
Application Temperature	<i>-5 Deg C +60 Deg C</i>
Approvals	<i>BS 476: Part3:1958, Fire and BS 6920 Water Quality DIN EN ISO 7783-2</i>
Surface Preparation	<i>All surfaces must be clean and thoroughly dry, particularly at joints. Remove any soiling and loose / flaking material before installation</i>

FOR PROFESSIONAL USE ONLY

October 2015 Version 2.0
Liquasil Limited – all rights reserved